

Sr No.	Short Name	Scheme Name
1	AXIS112	Axis Fixed Term Plan - Series 112 (1143 Days)
2	AXIS113	Axis Fixed Term Plan - Series 113 (1228 Days)

## Fortnightly Portfolio Statement as on April 30, 2024

Name of the Instrument	ISIN	Industry / Rating	Quantity	Market/Fair Value (Rs. in Lakhs)	% to Net Assets	YTM~	YTC^
<b>Debt Instruments</b>							
<b>(a) Listed / awaiting listing on Stock Exchange</b>							
7.40% Government of India (19/03/2026)	IN000326C040	Sovereign	47,26,000	4,138.27	56.91%	7.31%	
7.36% Government of India (12/03/2026)	IN000326C057	Sovereign	35,32,800	3,097.74	42.60%	7.31%	
<b>Sub Total</b>				<b>7,236.01</b>	<b>99.50%</b>		
<b>(b) Privately placed / Unlisted</b>							
<b>Sub Total</b>				<b>NIL</b>	<b>NIL</b>		
<b>Total</b>				<b>7,236.01</b>	<b>99.50%</b>		
<b>Reverse Repo / TREPS</b>							
Clearing Corporation of India Ltd				5.40	0.07%	6.65%	
<b>Sub Total</b>				<b>5.40</b>	<b>0.07%</b>		
<b>Total</b>				<b>5.40</b>	<b>0.07%</b>		
<b>Net Receivables / (Payables)</b>				<b>30.78</b>	<b>0.43%</b>		
<b>GRAND TOTAL</b>				<b>7,272.19</b>	<b>100.00%</b>		

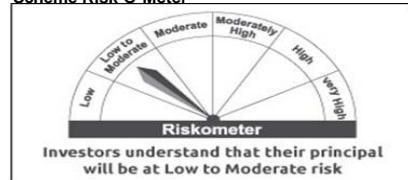
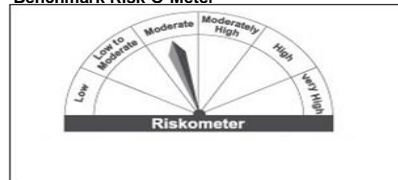
~ YTM as on April 30, 2024

^ YTC represents Yield to Call provided by valuation agencies as on April 30, 2024. It is disclosed for Perpetual Bond issued by Banks (i.e. AT-1 Bond / Tier 1 Bond / Tier 2 Bond), as per AMFI Best Practices Guidelines Circular no. 135/BP/91/2020-21 read with SEBI circular No. SEBI/HO/IMD/DF4/CIR/P/2021/034 on Valuation of AT-1 Bonds and Tier 2 Bonds.

Note - Schemes &amp; Benchmark Riskometer(s) mentioned are as per the latest details available with the AMC as on the date of hosting of portfolio.

For latest Riskometer(s), kindly visit [www.axismf.com](http://www.axismf.com).

## Scheme Risk-O-Meter

Benchmark Name - CRISIL MEDIUM TERM DEBT INDEX  
Benchmark Risk-O-Meter

## Fortnightly Portfolio Statement as on April 30, 2024

Name of the Instrument	ISIN	Rating	Quantity	Market/Fair Value (Rs. in Lakhs)	% to Net Assets	YTM~	YTC^
<b>Debt Instruments</b>							
<b>(a) Listed / awaiting listing on Stock Exchange</b>							
7.4% Indian Railway Finance Corporation Limited (18/04/2026) **	INE053F08239	CRISIL AAA	950	945.82	10.77%	7.65%	
7.6% REC Limited (27/02/2026) **	INE020B08EF4	CRISIL AAA	900	897.79	10.22%	7.73%	
7.59% Small Industries Dev Bank of India (10/02/2026) **	INE556F08KG3	CRISIL AAA	900	896.31	10.20%	7.82%	
7.57% National Bank For Agriculture and Rural Development (19/03/2026) **	INE261F08DW2	CRISIL AAA	900	895.93	10.20%	7.82%	
8.40% Nuclear Power Corporation Of India Limited (28/11/2025) **	INE206D08212	CRISIL AAA	87	882.29	10.05%	7.57%	
7.13% Power Finance Corporation Limited (15/07/2026)	INE134E08LP1	CRISIL AAA	89	879.23	10.01%	7.73%	
8.1432% LIC Housing Finance Limited (25/03/2026) **	INE115A07QG8	CRISIL AAA	75	751.74	8.56%	7.99%	
7.9% Bajaj Finance Limited (17/11/2025)	INE296A07SF4	CRISIL AAA	75	747.08	8.51%	8.12%	
7.58% Bharat Petroleum Corporation Limited (17/03/2026) **	INE029A08073	CRISIL AAA	500	499.26	5.68%	7.65%	
7.35% NTPC Limited (17/04/2026) **	INE733E08247	CRISIL AAA	500	497.57	5.67%	7.62%	
8.05% NTPC Limited (05/05/2026) **	INE733E07KA6	CRISIL AAA	25	251.93	2.87%	7.62%	
<b>Sub Total</b>				<b>8,144.95</b>	<b>92.73%</b>		
<b>(b) Privately placed / Unlisted</b>							
<b>Sub Total</b>				<b>NIL</b>	<b>NIL</b>		
<b>Total</b>				<b>8,144.95</b>	<b>92.73%</b>		
<b>Reverse Repo / TREPS</b>							
Clearing Corporation of India Ltd				424.16	4.83%	6.65%	
<b>Sub Total</b>				<b>424.16</b>	<b>4.83%</b>		
<b>Total</b>				<b>424.16</b>	<b>4.83%</b>		
<b>Net Receivables / (Payables)</b>				<b>214.07</b>	<b>2.44%</b>		
<b>GRAND TOTAL</b>				<b>8,783.19</b>	<b>100.00%</b>		

\*\* Thinly Traded / Non Traded Security

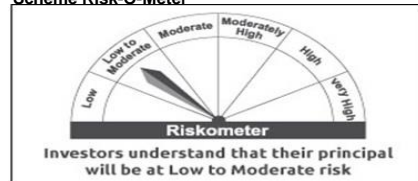
~ YTM as on April 30, 2024

^ YTC represents Yield to Call provided by valuation agencies as on April 30, 2024. It is disclosed for Perpetual Bond issued by Banks (i.e. AT-1 Bond / Tier 1 Bond / Tier 2 Bond), as per AMFI Best Practices Guidelines Circular no. 135/BP/91/2020-21 read with SEBI circular No. SEBI/HO/IMD/DF4/CIR/P/2021/034 on Valuation of AT-1 Bonds and Tier 2 Bonds.

Note - Schemes &amp; Benchmark Riskometer(s) mentioned are as per the latest details available with the AMC as on the date of hosting of portfolio.

For latest Riskometer(s), kindly visit [www.axismf.com](http://www.axismf.com).

## Scheme Risk-O-Meter



## Benchmark Name - CRISIL MEDIUM TERM DEBT INDEX

## Benchmark Risk-O-Meter

